

iceni Windows, 46 Stepfield Rd, Witham, Essex
01376 519279 - orders@iceniwindows.co.uk

Invoice name and address

 Tel: _____
 Email: _____

Deliver to: Invoice address Site Collection

page _____ of _____

Please select a delivery option. We can't guarantee delivery will be on the same day if site addresses are advised after we have confirmed the delivery date.

Delivery address: _____

Reference: _____
 Date: _____
 Date required: _____


LUNA LANTERN ROOF SL

WWW.LUNA-ROOFS.CO.UK

Style 1

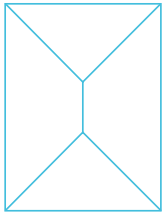
min 600 x 600
max 2400 x 2400

(LENGTH x WIDTH)



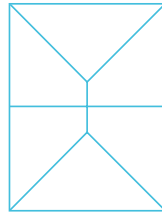
Style 2

min 800 x 600
max 3000 x 2400



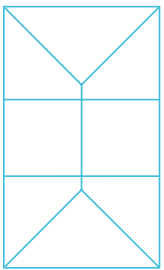
Style 3

min 1200 x 600
max 4000 x 2400




Style 4

min 2400 x 600
max 6000 x 2400



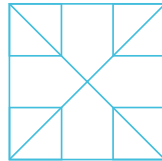
Style 5

min 3000 x 600
max 6000 x 2400



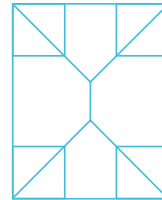
Style 6

min 1800 x 1800
max 3200 x 3200



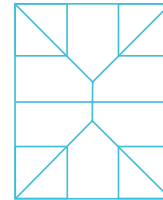
Style 7

min 2000 x 1800
max 3400 x 3200



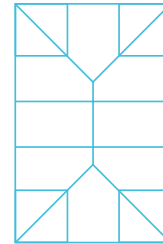
Style 8

min 2000 x 1800
max 4000 x 3200



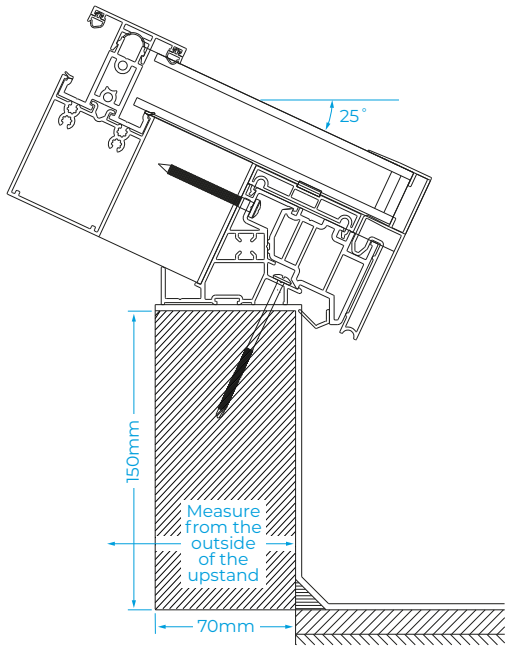
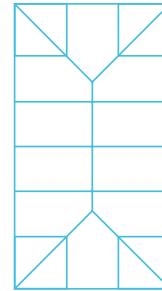
Style 9

min 3000 x 1800
max 6000 x 3200



Style 10

min 3600 x 1800
max 6000 x 3200

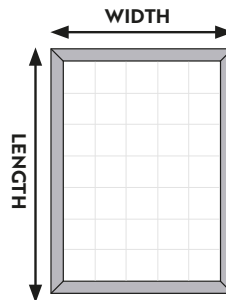


Dimensions

(measure to the outside of the upstand)

LENGTH (MM)

WIDTH (MM)



The lantern design assumes that the eaves beam is fully supported along all edges by a structural upstand capable of resisting the full vertical (as well as any lateral spread loads) applied by the lantern roof self-weight plus imposed snow/wind loads.

Colour (Matt Finish)

	EXTERNAL	INTERNAL
Pure white RAL 9010	<input type="checkbox"/>	<input type="checkbox"/>
Anthracite grey RAL 7016	<input type="checkbox"/>	<input type="checkbox"/>
Jet black RAL 9005	<input type="checkbox"/>	<input type="checkbox"/>

Glazing tint colour (28mm)

	STANDARD	LAMINATE
	4/20/2	4/18/6.8
U-Value	1.1 W/m²K	1.1 W/m²K
Neutral	<input type="checkbox"/>	<input type="checkbox"/>
Blue	<input type="checkbox"/>	<input type="checkbox"/>

25° pitch

50mm sightlines

Rafter, hip, jack rafters and ridge

1.2KN/m² snowload

Covering the whole of the UK up to 200m altitude.

WARNING:

Orders will be processed and automatically manufactured after **24 hours**

ALL BOLD options are processed automatically

Important: Before ordering please ensure that you are familiar with our products and specifications. We will not accept responsibility for want of knowledge in the event that items do not meet with your requirements. By ordering these products you are acknowledging our standard terms and conditions of sale.

